



## BOARD OF COMMISSIONERS MEETING AGENDA

Thursday, June 4, 2020  
To begin at 7:00 A.M.

Pursuant to the provisions of Executive Order N-25-20 Issued by Governor Gavin Newsom on March 12, 2020, any Commissioner and any member of the public who desires to participate in the open session items of this meeting, may Login into <https://zoom.us/j/8759899861>, Meeting ID: 875 989 9861 or call into the meeting using the call-in number (669) 900-6833 -- Passcode: 8759899861# without otherwise complying with the Brown Act's teleconference requirements. Any member of the public wishing to make any comments to the Board of Directors may do so by calling in to the call-in number referenced above and being acknowledged by the Chair at the appropriate time in the meeting prior to making his or her comment. Members of the public will be disconnected from the meeting prior to the Closed Session.

***NOTE: To comply with the Americans with Disabilities Act, if you need special assistance to participate in any Commission meeting, please contact the Administrative Officer's office at least 4 hours prior to a Commission meeting to inform the Agency of your needs and to determine if accommodation is feasible.***

***Each item on the agenda shall be deemed to include any appropriate motion, resolution, or ordinance, to take action on any item.***

Materials related to an item on this agenda submitted after distribution of the agenda packet are available for public review at <https://puentebasin.com/board-packets/>.

- I. Welcome and Introductions Chairman Lewis
- II. Flag Salute
- III. Roll Call 

|                    |       |                       |       |
|--------------------|-------|-----------------------|-------|
| Commissioner Lewis | _____ | Commissioner Ebenkamp | _____ |
| Commissioner Lima  | _____ | Commissioner Lee      | _____ |
- IV. Public Comment  
The Chair may impose reasonable limitations on public comments to assure an orderly and timely meeting.
- V. [Approval of Minutes for April 2, 2020 \(attachment\)](#) Chairman Lewis
  - a. Discussion
  - b. Action Taken
- VI. [Review of Financial Statements: Third Quarter FY 19-20 \(attachment\)](#) Mr. Teuber
  - a. Discussion
  - b. Action Taken
- VII. [Puente Narrows Underflow-Fiscal Year 2019-20 \(attachment\)](#) Mr. Hitchman
  - a. Discussion
  - b. Action Taken

- VIII. Regional Water Supply Reliability Program Updates/Status: Mr. Coleman/  
Mr. Hitchman
- (1) California Domestic Water Company
  - (2) Pathfinder Road – Colima Interties
    - a. Consider Award of Contracts for Colima Interties at Banida Avenue, Hallgreen Drive, and Gona Court (P.N. PB17-0004) - Labor and Material Bids (attachment)
      - i. Discussion
      - ii. Action Taken
  - (3) Pomona Basin Regional Groundwater Project
    - a. Six Basins Groundwater Project Update
    - b. Proposition 84
  - (4) Central Basin Well
    - a. Central Basin Well Site Evaluation
      - i. Discussion
      - ii. Action Taken
  - (5) Proposition 1 Integrated Regional Water Management Grant
    - a. LA Solutions for Engineering Solutions, LLC (LASER): Fifth Addendum to Professional Services Agreement for Strategic Consulting Services (attachment)
      - i. Discussion
      - ii. Action Taken
- IX. Commission Follow-Up (attachment) Mr. Hitchman
- a. Discussion
  - b. Action Taken
- X. Commissioner Comments
- a. Discussion
  - b. Action Taken
- XI. Items for Future Discussion/Review Chairman Lewis
- a. Discussion
  - b. Action Taken
- XII. Attorney's Report
- a. Legal Counsel will report on matters of interest or having an effect on the Agency
- XIII. Public Comment on Closed Session Chairman Lewis
- XIV. Closed Session
- (1) CONFERENCE WITH REAL PROPERTY NEGOTIATOR [§54956.8]  
Property: Acquisition and/or Lease  
Negotiators: Tom Coleman, Erik Hitchman  
Negotiating Parties: Various Property Owners  
Under Negotiations: Price and Payment Term
  - (2) CONFERENCE WITH REAL PROPERTY NEGOTIATOR [§54956.8]  
Property: Acquisition and/or Lease of Central Basin Water Rights  
Negotiators: Tom Coleman, Erik Hitchman  
Negotiating Parties: Various Water Rights Holders  
Under Negotiations: Price and Payment Term
  - (3) CONFERENCE WITH LEGAL COUNSEL- ANTICIPATED LITIGATION [§54956.9(d)(4)]  
Initiation of Litigation – One Potential Case

- XV. Reconvene in Open Session  
Report of action, if any, taken in Closed Session

*Next Commission Meeting: Thursday, August 6, 2020, 7:00 a.m.*

Adjournment

**MINUTES OF MEETING  
OF THE BOARD OF COMMISSIONERS OF  
PUENTE BASIN WATER AGENCY**

**April 2, 2020  
Teleconference Meeting**

**COMMISSIONERS PRESENT:**

Theodore L. Ebenkamp, Commissioner  
Theresa Lee, Commissioner  
Anthony Lima, Commissioner  
Robert Lewis, Commissioner

**STAFF PRESENT:**

Erik Hitchman, Administrative Officer  
Tom Coleman, Assistant Administrative Officer  
Brian Teuber, Treasurer  
Josh Byerrum, Assistant Treasurer  
Jim Ciampa, Legal Counsel  
Carmen Fleming, Secretary

**COMMISSIONERS ABSENT:**

None

Staff, guests and others in attendance: Ms. Denise Jackman, Director at Three Valleys Municipal Water District; Mr. Dave Warren and Ms. Rose Perea, Rowland Water District; and Ms. Sherry Shaw, Walnut Valley Water District.

The teleconference meeting was called to order at 7:00 a.m. with Chair Lewis presiding.

**Item IV: Public Comment**

None.

**Item V: Approval of Minutes for February 6, 2020**

*Upon consideration thereof, it was moved by Commissioner Ebenkamp, seconded by Commissioner Lima and unanimously carried (4-0) to approve the minutes of the Commission meeting held on February 6, 2020.*

**Chair Lewis indicated that the motion was approved by a 4-0 vote**

**Item VI: Discussion and Approval of the FY 2020-21 Budget**

- ♦ Mr. Byerrum presented the proposed PBWA Fiscal Year 2020-21 Budget. He highlighted various elements of the budget including the Cal Domestic water costs overview previously requested by Commissioner Lima.
- ♦ Staff then requested that the Commission consider approval of the Proposed FY 2020-21 Budget and indicated that the budget would be presented to the Member Agencies' Boards of Directors for approval as well.

*Upon consideration thereof, it was moved by Commissioner Lima, seconded by Commissioner Ebenkamp, to approve, receive and file the PBWA Budget for Fiscal Year 2020-21, and to present that proposed Budget to the Rowland Water District and Walnut Valley Water District Boards for approval. A roll call vote was then taken:*

**Yes: Ebenkamp, Lee, Lewis, Lima**

**Noes: None**

**Motion Passed (4-0)**

**Chair Lewis indicated that the motion was approved by a 4-0 roll call vote**

**Item VII: Consider Contract for Auditing Services**

- ♦ Mr. Teuber reported that an RFP for auditing services was sent to five qualified firms. Three proposals were received, with Fedak & Brown returning the lowest cost proposal. Mr. Teuber

requested that the Commission authorize the Administrative Officer to execute an agreement with Fedak & Brown, LLP, for auditing services for a 3-year term commencing with fiscal year 2019-20 at a total cost of \$25,930, with an option for an additional 3-year term at a total cost of \$28,230.

***Upon consideration thereof, it was moved by Commissioner Ebenkamp, seconded by Commissioner Lee, to authorize the Administrative Officer to execute an agreement with Fedak & Brown, LLP for auditing services for a 3-year term commencing with fiscal year 2019-20 at a total cost of \$25,930, with an option for an additional 3-year term, at a total cost of \$28,230. A roll call vote was then taken:***

**Yes: Ebenkamp, Lee, Lewis, Lima**

**Noes: None**

**Motion Passed (4-0)**

**Chair Lewis indicated that the motion was approved by a 4-0 roll call vote**

**Item VIII: Regional Water Supply Reliability Program Updates/Status:**

**(1) *California Domestic Water Company:***

Mr. Coleman reported that the Cal Domestic line continues at a one-pump flow of approximately 1,300 gallons per minute.

**(2) *Pathfinder Road 20-inch Water Main Installation:***

a. *Project Update:* Ms. Shaw reported that the project continues moving forward and the Colima Interties work has been designed and will be put out to bid in the coming weeks.

**(3) *Pomona Basin Regional Groundwater Project***

a. *Six Basins Groundwater Project Update:* Ms. Shaw reported that staff is working with the contractors to continue the work on the project.

b. *Proposition 84 - 2014 Drought Round Amendment #2:* Mr. Hitchman reported that a reimbursement check for \$1,265,106.39 was received on March 16, 2020 from the County of Los Angeles.

**(4) *Central Basin Well***

a. *Central Basin Well Site Evaluation:* No update at this time.

**(5) *Proposition 1 Integrated Regional Water Management Grant***

♦ Mr. Hitchman reported that staff receives regular updates from Wendy La, of LASER, Inc., on potential projects for which grant funding may be sought.

**Item IX: Commission Follow-Up**

None.

**Item X: Commissioner Comments**

None.

**Item XI: Items for Future Discussion/Review**

None.

**Item XII: Attorney's Report**

♦ Mr. Ciampa briefed the Commission on the current and likely future status of the State Legislature in light of the COVID-19 pandemic.

**Item XIII: Public Comment on Closed Session**

There were no requests to comment on closed session.

**Item XIV: Closed Session at 7:34 a.m.**

(1) The Commission met in closed session in accordance with Government Code [§54956.8] to discuss one real property matter. The negotiators are Mr. Tom Coleman and Mr. Erik Hitchman. The negotiating parties are various property owners. Under negotiations are the price and terms of payment.

- No discussion on this item.

(2) The Commission met in closed session in accordance with Government Code [§54956.8] to discuss one real property matter pertaining to the acquisition and/or lease of Central Basin water rights. The negotiators are Mr. Tom Coleman and Mr. Erik Hitchman. The negotiating parties are various water rights holders. Under negotiations are the price and terms of payment.

- No discussion on this item.

(3) The Commission met in closed session in accordance with Government Code 54956.9(d)(4) regarding anticipated litigation concerning one case.

- The Commission was briefed on the facts and circumstances of the potential case and no reportable action under the Brown Act was taken.

**Item XV: Reconvene in Open Session at 7:35 a.m. – see above for the closed session report concerning Items 1-3.**

**Adjournment – 7:37 a.m.**

***There being no further business to discuss, upon consideration thereof, it was moved by Commissioner Ebenkamp, seconded by Commissioner Lima and unanimously carried (4-0), to adjourn the Commission meeting to be held June 4, 2020.***

# Puente Basin Water Agency

## FY 2019-20 Operating Results By Quarter

|    |  | 9/30/2019 | 12/31/2019 | 3/31/2020 | TOTAL      | Budget     |
|----|--|-----------|------------|-----------|------------|------------|
| 1  | Income                                       |           |            |           |            |            |
| 2  | Administrative Assessment                    | \$ 57,545 | \$ 56,314  | \$ 45,141 | \$ 159,000 | \$ 283,040 |
| 3  | Water Sales - Project                        | 79,593    | 356,592    | 337,865   | 774,050    | 2,135,130  |
| 4  | Water Sales - TVMWD                          | 5,636,443 | 3,860,006  | 2,679,125 | 12,175,574 | 13,881,600 |
| 5  | Project Maintenance Reserve                  | -         | 2,329      | 2,583     | 4,912      | 15,000     |
| 6  | Used of Stored/Leased Water                  | -         | 245,482    | 272,232   | 517,714    | 1,614,350  |
| 7  | Total Income                                 | 5,773,581 | 4,520,723  | 3,336,946 | 13,631,250 | 17,929,120 |
| 8  | Expense                                      |           |            |           |            |            |
| 9  | Source of Supply                             |           |            |           |            |            |
| 10 | Purchased Water - TVMWD                      | 5,500,559 | 3,726,182  | 2,537,955 | 11,764,696 | 13,329,740 |
| 11 | Purchased Water - CDWC                       | -         | 174,015    | 192,784   | 366,800    | 1,135,570  |
| 12 | Purchased Water - Stored Water               | -         | 245,482    | 272,232   | 517,714    | 1,614,350  |
| 13 | Assessments - MSGBWM                         | -         | 76,859     | 85,234    | 162,093    | 495,000    |
| 14 | Total Source of Supply                       | 5,500,559 | 4,222,538  | 3,088,206 | 12,811,303 | 16,574,660 |
| 15 | Fixed Charges                                |           |            |           |            |            |
| 16 | TVMWD Equivalent Small Meters                | 16,099    | 16,099     | 16,039    | 48,237     | 64,200     |
| 17 | TVMWD Water Use Charge                       | 18,822    | 18,822     | 17,914    | 55,558     | 73,400     |
| 18 | TVMWD Connected Capacity                     | 15,187    | 15,187     | 15,370    | 45,744     | 61,040     |
| 19 | MWD Capacity Reservation Charge              | 83,716    | 83,716     | 91,847    | 259,279    | 351,120    |
| 20 | CDWC Ready To Serve                          | 1,859     | 1,859      | 1,859     | 5,577      | 7,440      |
| 21 | Total Fixed Charges                          | 135,683   | 135,683    | 143,029   | 414,395    | 557,200    |
| 22 | Other Costs                                  |           |            |           |            |            |
| 23 | Energy - Pumping and Treatment               | 20,225    | 29,963     | 39,041    | 89,229     | 300,000    |
| 24 | Materials & Supplies - Chemical              | 869       | 9,271      | 8,749     | 18,889     | 36,000     |
| 25 | Materials & Supplies - Others                | 2,109     | 6,649      | 2,652     | 11,410     | 19,000     |
| 26 | Other Costs (RWD Labor etc.)                 | 2,931     | 6,376      | 7,546     | 16,853     | 39,120     |
| 27 | Baldy Lease Agreement                        | 51,600    | 51,600     | -         | 103,200    | 103,000    |
| 28 | Permits & Fees                               | 2,060     | -          | -         | 2,060      | 2,100      |
| 29 | Total Other Costs                            | 79,794    | 103,859    | 57,988    | 241,641    | 499,220    |
| 30 | Administrative & General                     |           |            |           |            |            |
| 31 | Legal  | 10,805    | 14,147     | 10,996    | 35,948     | 100,000    |
| 32 | Engineering                                  | -         | 588        | -         | 588        | 5,000      |
| 33 | Professional Services- Other                 | 34,615    | 29,055     | 25,597    | 89,266     | 125,000    |
| 34 | Insurance - Property & Liability             | -         | 2,139      | -         | 2,139      | 5,000      |
| 35 | Accounting                                   | 4,000     | 2,040      | -         | 6,040      | 8,040      |
| 36 | Administrative Expenses - Other              | 8,126     | 8,344      | 8,548     | 25,018     | 40,000     |
| 37 | Total Administrative & General               | 57,545    | 56,314     | 45,141    | 159,000    | 283,040    |
| 38 | Total Expense                                | 5,773,581 | 4,518,394  | 3,334,363 | 13,626,339 | 17,914,120 |
| 39 | Other Income/Expense                         |           |            |           |            |            |
| 40 | Leased Water Income                          | -         | -          | -         | -          |            |
| 41 | LAIF Interest                                | -         | 4,469      | 4,119     | 8,588      | 10,000     |
| 42 | Other Income                                 | -         | -          | -         | -          |            |
| 43 | Net Other Income                             | -         | 4,469      | 4,119     | 8,588      | 10,000     |
| 44 | Net Income (Loss) Before Transfers           | -         | 6,798      | 6,701     | 13,499     | 25,000     |
| 45 | Transfer In: Maint. Reserve Funds Used       | -         | -          | -         | -          | -          |
| 46 | Transfer Out: Maint. Reserve Funds Collected | -         | (2,329)    | (2,583)   | (4,912)    | (15,000)   |
| 47 | Net Income (Loss) After Transfers            | \$ -      | \$ 4,469   | \$ 4,119  | \$ 8,587   | \$ 10,000  |

|    | PBWA Maintenance Reserve      | 9/30/2019  | 12/31/2019 | 3/31/2020  | Year to Date | Budget     |
|----|-------------------------------|------------|------------|------------|--------------|------------|
| 48 | Beginning Balance             | \$ 140,599 | \$ 140,599 | \$ 142,928 | \$ 140,599   | \$ 140,599 |
| 49 | Transfers In                  | -          | 2,329      | 2,583      | 4,912        | 15,000     |
| 50 | Transfers Out                 | -          | -          | -          | -            | -          |
| 51 | Ending Balance March 31, 2020 | \$ 140,599 | \$ 142,928 | \$ 145,511 | \$ 145,511   | \$ 155,599 |

# Puente Basin Water Agency

## FY 2019-20 Operating Results By Quarter

| Capital Projects |                          | 9/30/2019  | 12/31/2019 | 3/31/2020    | Year to Date | Life to Date |
|------------------|--------------------------|------------|------------|--------------|--------------|--------------|
| 52               | Revenues                 |            |            |              |              |              |
| 53               | Member Assessment - RWD  | \$ 75,338  | \$ 4,992   | \$ 514,652   | \$ 594,982   | \$ 3,512,629 |
| 54               | Member Assessment - WVWD | 75,338     | 4,992      | 514,652      | 594,982      | \$ 3,512,629 |
| 55               | Total Revenues           | 150,677    | 9,984      | 1,029,305    | 1,189,965    | \$ 7,025,259 |
| 56               | Expenses                 |            |            |              |              |              |
| 57               | Pathfinder               | 41,739     | 114        | 277,116      | 318,970      | \$ 2,351,830 |
| 58               | Pomona Basin             | 108,937    | 9,869      | 817,000      | 935,807      | \$ 4,738,341 |
| 59               | Total Expenses           | \$ 150,677 | \$ 9,984   | \$ 1,094,116 | \$ 1,254,776 | \$ 7,090,171 |

| PBWA Stored Water |                       | 9/30/2019    | 12/31/2019   | 3/31/2020    | Year to Date |
|-------------------|-----------------------|--------------|--------------|--------------|--------------|
| 60                | Stored Water (\$\$):  |              |              |              |              |
| 61                | Beginning Balance     | \$ 6,080,786 | \$ 6,080,786 | \$ 5,835,304 | \$ 6,080,786 |
| 62                | Add: Purchased Water  |              |              |              | -            |
| 63                | Less: Water Purchased | -            | (245,482)    | (272,232)    | (517,714)    |
| 64                | Ending Balance        | \$ 6,080,786 | \$ 5,835,304 | \$ 5,563,072 | \$ 5,563,072 |
| 65                | Stored Water (AF):    |              |              |              |              |
| 66                | Beginning Balance     | 10,677       | 10,677       | 10,212       | 10,677       |
| 67                | Add: Purchased Water  | -            |              |              | -            |
| 68                | Less: Water Purchased | -            | (466)        | (517)        | (982)        |
| 69                | Ending Balance        | 10,677       | 10,212       | 9,695        | 9,695        |



**PUENTE BASIN WATER AGENCY  
STATEMENT OF CASH FLOWS  
FY 2019-20**

|                      |                |                                       |                 |                 |
|----------------------|----------------|---------------------------------------|-----------------|-----------------|
|                      |                |                                       |                 |                 |
|                      |                | BEGINNING BALANCE JULY 1, 2019        |                 | \$ 1,633,112.40 |
| <u>Deposits:</u>     |                |                                       |                 |                 |
|                      |                | Rowland                               | \$ 3,947,594.97 |                 |
|                      |                | WVWD                                  | 11,515,779.33   |                 |
|                      |                | Liberty Utilities                     | 17,500.00       |                 |
|                      |                | Palmdale Water District               | 11,666.62       |                 |
|                      |                | Valley County Water District          | 8,000.00        |                 |
|                      |                | DWR                                   | 1,661,620.13    |                 |
|                      |                | LAIF-Interest                         | 13,194.30       |                 |
|                      |                | Subtotal Deposits                     | -               | 17,175,355.35   |
|                      |                | Total Deposits                        |                 | 18,808,467.75   |
|                      |                |                                       |                 |                 |
| <u>Disbursements</u> |                |                                       |                 |                 |
| <u>Date</u>          | <u>Check #</u> | <u>Payee</u>                          |                 |                 |
| 07/12/19             | 1432           | ACWA/JPIA                             | (1,869.81)      |                 |
| 07/12/19             | 1433           | Brkich Construction Corp.             | (438,020.54)    |                 |
| 07/12/19             | 1434           | City of La Verne                      | (51,600.00)     |                 |
| 07/12/19             | 1435           | DavisFarr                             | (2,000.00)      |                 |
| 07/12/19             | 1436           | Doty Bros. Equipment                  | (256,604.50)    |                 |
| 07/12/19             | 1437           | Lagerlof, Senecal, Gosney & Kruse LLP | (1,710.00)      |                 |
| 07/12/19             | 1438           | LASER LLC                             | (5,138.28)      |                 |
| 07/12/19             | 1439           | Reeb Government Relations, LLC        | (6,000.00)      |                 |
| 07/12/19             | 1440           | Rowland Water District                | (63,963.80)     |                 |
| 07/12/19             | 1441           | Southern California Edison            | (2,550.28)      |                 |
| 07/12/19             | 1442           | TVMWD                                 | (1,329,632.07)  |                 |
| 07/12/19             | 1443           | Walnut Valley Water District          | (12.93)         |                 |
| 07/12/19             | 1444           | Woodard & Curran - RMC                | (1,325.78)      |                 |
| 07/24/19             | 1445           | Los Angeles County Public Works       | (62.30)         |                 |
| 07/24/19             | 1446           | Los Angeles County Public Works       | (62.30)         |                 |
| 08/08/19             | 1448           | Bank of America                       | (442.39)        |                 |
| 08/08/19             | 1449           | City of Diamond Bar                   | (426.74)        |                 |
| 08/08/19             | 1450           | Civiltec Engineering                  | (2,237.50)      |                 |
| 08/08/19             | 1451           | Doty Bros. Equipment                  | (82,641.45)     |                 |
| 08/08/19             | 1452           | Lagerlof, Senecal, Gosney & Kruse LLP | (900.00)        |                 |
| 08/08/19             | 1453           | Reeb Government Relations, LLC        | (6,000.00)      |                 |
| 08/08/19             | 1454           | Rowland Water District                | (3,948.08)      |                 |
| 08/21/19             | 1455           | Brkich Construction Corp.             | (23,916.44)     |                 |
| 08/21/19             | 1456           | Doty Bros. Equipment                  | (21,980.15)     |                 |

**PUENTE BASIN WATER AGENCY  
STATEMENT OF CASH FLOWS  
FY 2019-20**

|          |           |                                       |                |  |
|----------|-----------|---------------------------------------|----------------|--|
| 08/21/19 | 1457      | Inland Water Works                    | (489.46)       |  |
| 08/21/19 | 1458      | LASER LLC                             | (4,800.00)     |  |
| 08/21/19 | 1459      | Rowland Water District                | (309.83)       |  |
| 08/21/19 | 1460      | TVMWD                                 | (1,877,268.07) |  |
| 08/21/19 | 1461      | Walnut Valley Water District          | (3,683.62)     |  |
| 09/10/19 | 1462      | Ecotech Services                      | (1,900.00)     |  |
| 09/10/19 | 1463      | Lagerlof, Senecal, Gosney & Kruse LLP | (240.00)       |  |
| 09/10/19 | 1464      | Reeb Government Relations, LLC        | (6,000.00)     |  |
| 09/10/19 | 1465      | Rowland Water District                | (2,680.96)     |  |
| 09/10/19 | 1466      | San Gabriel Valley Watermaster        | (192,535.20)   |  |
| 09/10/19 | 1467      | TVMWD                                 | (2,038,364.07) |  |
| 09/10/19 | 1468-1478 | VOID                                  | -              |  |
| 10/18/19 | 1479      | ACWA                                  | (3,230.00)     |  |
| 10/18/19 | 1480      | Brkich Construction Corp.             | (83,596.01)    |  |
| 10/18/19 | 1481      | DavisFarr                             | (4,000.00)     |  |
| 10/18/19 | 1482      | Doty Bros. Equipment                  | (2,582.10)     |  |
| 10/18/19 | 1483      | Lagerlof, Senecal, Gosney & Kruse LLP | (1,995.00)     |  |
| 10/18/19 | 1484      | LASER LLC                             | (11,814.84)    |  |
| 10/18/19 | 1485      | Morrow Meadow                         | (5,492.60)     |  |
| 10/18/19 | 1486      | Reeb Government Relations, LLC        | (6,000.00)     |  |
| 10/18/19 | 1487      | Rowland Water District                | (16,564.44)    |  |
| 10/18/19 | 1488      | TVMWD                                 | (2,028,831.07) |  |
| 10/18/19 | 1489      | West Coast Pipe                       | (10,643.40)    |  |
| 11/15/19 | 1490      | Bank of America                       | (372.07)       |  |
| 11/15/19 | 1491      | Civiltec Engineering                  | (1,425.00)     |  |
| 11/15/19 | 1492      | Lagerlof, Senecal, Gosney & Kruse LLP | (3,633.75)     |  |
| 11/15/19 | 1493      | Rowland Water District                | (22,243.35)    |  |
| 11/15/19 | 1494      | TVMWD                                 | (1,569,248.07) |  |
| 11/15/19 | 1495      | Woodard & Curran - RMC                | (5,023.53)     |  |
| 12/11/19 | 1496      | City of La Verne                      | (51,600.00)    |  |
| 12/11/19 | 1497      | KYLE Goundwater, Inc.                 | (621.10)       |  |
| 12/11/19 | 1498      | Lagerlof, Senecal, Gosney & Kruse LLP | (7,091.25)     |  |
| 12/11/19 | 1499      | LASER LLC                             | (6,800.00)     |  |
| 12/11/19 | 1500      | Reeb Government Relations, LLC        | (12,000.00)    |  |
| 12/11/19 | 1501      | Rowland Water District                | (4,830.67)     |  |
| 12/11/19 | 1502      | TVMWD                                 | (1,582,287.07) |  |
| 12/11/19 | 1503      | Woodard & Curran - RMC                | (4,845.93)     |  |
| 12/30/19 | 1504      | VOID                                  | -              |  |
| 12/30/19 | 1505      | VOID                                  | -              |  |
| 12/30/19 | 1506      | ACWA/JPIA                             | (2,139.00)     |  |

**PUENTE BASIN WATER AGENCY  
STATEMENT OF CASH FLOWS  
FY 2019-20**

|          |           |                                       |                |                        |
|----------|-----------|---------------------------------------|----------------|------------------------|
| 01/15/20 | EFT       | Bank of America                       | (341.09)       |                        |
| 01/03/20 | 1507      | Civiltec Engineering                  | (588.00)       |                        |
| 01/03/20 | 1508      | Rowland Water District                | (4,634.04)     |                        |
| 01/03/20 | 1509      | Walnut Valley Water District          | (1,796.63)     |                        |
| 01/03/20 | 1510      | Lagerlof, Senecal, Gosney & Kruse LLP | (90.00)        |                        |
| 01/09/20 | 1511      | TVMWD                                 | (1,452,456.07) |                        |
| 01/14/20 | 1512      | Walnut Valley Water District          | (276.25)       |                        |
| 01/14/20 | 1363      | Void and reissue 1512                 | 276.25         |                        |
| 01/31/20 | 1513      | DavisFarr                             | (2,040.00)     |                        |
| 01/31/20 | 1514      | Lagerlof, Senecal, Gosney & Kruse LLP | (1,228.75)     |                        |
| 01/31/20 | 1515      | Reeb Government Relations, LLC        | (6,000.00)     |                        |
| 01/31/20 | 1516      | Rowland Water District                | (74,080.65)    |                        |
| 02/05/20 | 1517      | TVMWD                                 | (825,263.07)   |                        |
| 02/28/20 | 1518      | Doty Bros. Equipment                  | (209,829.64)   |                        |
| 02/28/20 | 1519      | Rowland Water District                | (57,184.83)    |                        |
| 02/28/20 | 1520      | Morrow Meadow                         | (2,475.00)     |                        |
| 02/28/20 | 1521      | Reeb Government Relations, LLC        | (6,000.00)     |                        |
| 03/03/20 | 1522      | TVMWD                                 | (852,071.57)   |                        |
| 03/03/20 | 1523      | Lagerlof, LLP                         | (5,261.25)     |                        |
| 03/03/20 | 1524      | LASER LLC                             | (2,600.00)     |                        |
| 03/30/20 | 1525-1532 | VOID                                  | -              |                        |
| 03/30/20 | 1533      | Walnut Valley Water District          | (677.88)       |                        |
| 03/30/20 | 1534      | Brkich Construction Corp.             | (817,000.00)   |                        |
| 03/30/20 | 1535      | Lagerlof, LLP                         | (1,350.00)     |                        |
| 03/30/20 | 1536      | LASER LLC                             | (4,837.95)     |                        |
| 03/30/20 | 1537      | Reeb Government Relations, LLC        | (6,000.00)     |                        |
| 03/30/20 | 1538      | Rowland Water District                | (41,293.55)    |                        |
|          |           |                                       |                |                        |
|          |           | Total Disbursements                   |                | <u>(16,255,326.77)</u> |
|          |           | ENDING BALANCE MARCH 31, 2020         |                | \$ 2,553,140.98        |
|          |           |                                       |                |                        |
|          |           | LAIF                                  |                | \$ 2,334,109.49        |
|          |           | Checking                              |                | \$ 219,031.49          |
|          |           | Total Cash Balance                    |                | \$ 2,553,140.98        |



861 Village Oaks Drive, Suite 100 • Covina, California 91724  
Phone: (626) 967-6202 • Fax: (626) 331-7065 • Website: [www.stetsonengineers.com](http://www.stetsonengineers.com)  
Northern California • Southern California • Arizona • Colorado • Oregon

2533-1.02.002

April 27, 2020

Puente Basin Water Agency  
c/o Walnut Valley Water District  
271 S. Brea Canyon Road  
Walnut, CA 91789

RE: Puente Narrows Underflow

Dear Ms. Angelico:

Enclosed for your files is a signed copy of the letter to the Main San Gabriel Basin Watermaster concerning the annual measurement of Puente Narrows subsurface flow.

Sincerely,



Stephen B. Johnson  
Stetson Engineers Inc.

Enclosure

J:\Jobs\2533\1.02.002 - (HOLD)\Puente Narrows Underflow\2018-19\Transmittals - Puente Narrows Under Flow Ltrs.doc

April 15, 2020

Main San Gabriel Basin Watermaster  
725 N. Azusa Avenue  
Azusa, CA 91702

RE: Puente Narrows Underflow, Fiscal Year 2019-20

Ladies and Gentlemen:

Pursuant to the Judgment in Upper San Gabriel Valley Municipal Water District v. City of Alhambra, et al. and its Exhibit J, Puente Narrows Agreement, the subsurface flow passing from Puente Basin to the Main San Gabriel Basin was determined for fiscal year 2019-20. This determination of subsurface flow was made in accordance with Appendix C, Engineering Criteria, to Exhibit J of the Judgment and consisted of measuring the water levels at the two key wells.

The field measurements of the water levels at the upstream well, 2S/10W-9Q, and downstream well, 2S/10W-8E3, for Fall 2019 were collected on October 3, 2019 by Mr. Tuan Nguyen of Stetson Engineers Inc. representing Upper San Gabriel Valley Municipal Water District and Mr. Charlie Devine of Civiltec Engineering Inc. representing Puente Basin Water Agency. The field measurements of the water levels at the upstream well, 2S/10W-9Q, and downstream well, 2S/10W-8E3, for Spring 2020 were collected on April 9, 2020 by Mr. Tuan Nguyen of Stetson Engineers Inc. representing Upper San Gabriel Valley Municipal Water District and Mr. Charlie Devine of Civiltec Engineering Inc. representing Puente Basin Water Agency. Based on the Fall 2019 and Spring 2020 static water levels at the key wells, the subsurface flow was determined to be 945 acre-feet for fiscal year 2019-20, as shown on Table 1.

Field inspections of the concrete-lined San Jose Creek channel were made concurrently with the field water level measurements and indicated no apparent withdrawal of flow in the San Jose Creek channel from the boundary of Spadra Basin with Puente Basin and downstream to Puente Narrows.

The Puente Narrows Agreement requires that a perpetual accounting of the subsurface flow through Puente Narrows be maintained. Presented in Table 2 is the accounting to date, showing the Accumulated Base Underflow (at 580 acre-feet per year in accordance with Paragraph 8 of the Agreement), the Annual and Accumulated Subsurface Flow to date under the Agreement, the Accumulated Credit or Debit of Puente Agency and the Adjusted Accumulated Credit or Debit of Puente Agency (from Table 3).


By Agreement dated November 30, 1989, Puente Basin Water Agency and Upper San Gabriel Valley Municipal Water District agreed that groundwater extracted from Puente Basin that is treated and discharged to the lined channel, and then percolated in the Main Basin as part of Carrier Corporation's cleanup program, which is required by the Regional Water Quality Control Board, shall be credited to

Puente Agency as subsurface outflow from Puente Basin. Evaporation losses and unusable surface outflow to the ocean are deducted from such groundwater extraction from Puente Basin. As shown on Table 3, Column 6, since fiscal-year 2007-08, Carrier stopped discharging this treated water and the water is being beneficially used in the Puente Basin.


Table 3 shows the Groundwater Extraction for Cleanup Purposes, Deliveries to Rowland Water District, Discharge to Sanitary Sewer, Total Evaporation Losses, Unusable Outflow to Ocean, Annual Cleanup Extraction Credit, accumulated Annual Cleanup Extraction Credit, Accumulated Credit or Debit of Puente Agency (from Table 2), and the Adjusted Accumulated Credit or Debit of Puente Agency.

Respectfully Submitted,

**PUENTE NARROWS WATERMASTER**



Stephen B. Johnson  
Watermaster for Upper District



Terry Kerger  
Watermaster for Puente Agency

cc: Upper San Gabriel Valley Municipal Water District  
Puente Basin Water Agency

**TABLE 1**  
**DETERMINATION OF**  
**PUENTE NARROWS UNDERFLOW**

| <u>WELL</u>               | <u>DATE OF MEASUREMENT</u> | <u>REFERENCE POINT ELEVATIONS (FEET)</u> | <u>DISTANCE TO WATER (FEET)</u> | <u>ELEVATION OF WATER TABLE (FEET)</u> | <u>DIFFERENCE IN WATER LEVELS (FEET)</u> | <u>DISTANCE BETWEEN WELLS (FEET)</u> | <u>HYDRAULIC GRADIENT</u> | <u>AVERAGE WATER LEVEL ELEVATION (FEET)</u> | <u>UNDERFLOW FOR 2019-20 (ACRE- FEET)</u> |
|---------------------------|----------------------------|--|---------------------------------|--|--|--------------------------------------|---------------------------|---|---|
| <b><u>FALL 2019</u></b>   |                            |  |                                 |  |  |                                      |                           |   |   |
| 2S/10W-9Q <sup>1</sup>    | 10/3/2019                  | 371                                      | 29.6                            | 341.4                                  |  |                                      |                           |   |   |
| 2S/10W-8E3                | 10/3/2019                  | 327                                      | 45.3                            | 281.7                                  | 59.7                                     | 7,700                                | 0.00775                   | 311.6                                       | --  |
| <b><u>SPRING 2020</u></b> |                            |  |                                 |  |  |                                      |                           |   |   |
| 2S/10W-9Q <sup>1</sup>    | 4/9/2020                   | 371                                      | 28.5                            | 342.5                                  |  |                                      |                           |   |   |
| 2S/10W-8E3                | 4/9/2020                   | 327                                      | 42.2                            | 284.8                                  | 57.7                                     | 7,700                                | 0.00749                   | 313.7                                       | --  |
| TOTAL:                    |                            |  |                                 |  |  |                                      | 0.01524                   | 625.3                                       |   |
| AVERAGE:                  |                            |  |                                 |  |  |                                      | 0.00762                   | 312.7                                       | 945 <sup>2</sup>                          |

1. As described in a memo dated, November 9, 2006, the Watermaster representatives agreed to use Rowland Well No. 1 as a replacement well for the destroyed Faure Well.

2. From Appendix C of Exhibit "J" of Main San Gabriel Basin Judgment

TABLE 2

**DETERMINATION OF SUBSURFACE OUTFLOW  
FROM  
PUENTE BASIN TO MAIN SAN GABRIEL BASIN  
(ACRE-FEET)**

| (1)            | (2)  | (3)                                       | (4)         | (5)   | (6)   | (7)  | (8)   |
|----------------|--|---|-------------|---|---|--|---|
| Fiscal<br>Year | Accumulated<br>Base Underflow<br>In Acre-feet<br>(580 AF/Yr) | Subsurface Flow<br>In Acre-feet<br>Annual | Accumulated | Deficiency<br>By Reason<br>Of Interference<br>With Surface<br>Flow, In<br>Acre-feet | Offsetting<br>Credit For<br>Make-up<br>Payments<br>In Acre-feet | (3-4-5)<br>Total<br>Accumulated<br>Subsurface Flow                   | Adjusted<br>Accumulated<br>Credit(+) or<br>Debit(-) of<br>Puente Agency<br>(from Table 3) |
|                |  |   |             |   |   | (6-1)<br>Accumulated<br>Credit(+) or<br>Debit(-) of<br>Puente Agency |   |
| 1972-73        | 580  | 692                                       | 692         | 0   | 0   | 692  | +112  |
| 1973-74        | 1,160  | 796                                       | 1,488       | 0   | 0   | 1,488  | +328  |
| 1974-75        | 1,740  | 710                                       | 2,198       | 0   | 0   | 2,198  | +458  |
| 1975-76        | 2,320  | 732                                       | 2,930       | 0   | 0   | 2,930  | +610  |
| 1976-77        | 2,900  | 658                                       | 3,588       | 0   | 0   | 3,588  | +688  |
| 1977-78        | 3,480  | 730                                       | 4,318       | 0   | 0   | 4,318  | +838  |
| 1978-79        | 4,060  | 850                                       | 5,168       | 0   | 0   | 5,168  | +1,108  |
| 1979-80        | 4,640  | 930                                       | 6,098       | 0   | 0   | 6,098  | +1,458  |
| 1980-81        | 5,220  | 820                                       | 6,918       | 0   | 0   | 6,918  | +1,698  |
| 1981-82        | 5,800  | 845                                       | 7,763       | 0   | 0   | 7,763  | +1,963  |
| 1982-83        | 6,380  | 850                                       | 8,613       | 0   | 0   | 8,613  | +2,233  |
| 1983-84        | 6,960  | 798                                       | 9,411       | 0   | 0   | 9,411  | +2,451  |
| 1984-85        | 7,540  | 820                                       | 10,231      | 0   | 0   | 10,231   | +2,691  |
| 1985-86        | 8,120  | 840                                       | 11,071      | 0   | 0   | 11,071   | +2,951  |
| 1986-87        | 8,700  | 850                                       | 11,921      | 0   | 0   | 11,921   | +3,221  |
| 1987-88        | 9,280  | 880                                       | 12,801      | 0   | 0   | 12,801   | +3,521  |
| 1988-89        | 9,860  | 890                                       | 13,691      | 0   | 0   | 13,691   | +3,902  |
| 1989-90        | 10,440   | 910                                       | 14,601      | 0   | 0   | 14,601   | +4,490  |
| 1990-91        | 11,020   | 905                                       | 15,506      | 0   | 0   | 15,506   | +5,239  |
| 1991-92        | 11,600   | 925                                       | 16,431      | 0   | 0   | 16,431   | +5,943  |
| 1992-93        | 12,180   | 890                                       | 17,321      | 0   | 0   | 17,321   | +6,579  |
| 1993-94        | 12,760   | 845                                       | 18,166      | 0   | 0   | 18,166   | +7,289  |
| 1994-95        | 13,340   | 860                                       | 19,026      | 0   | 0   | 19,026   | +7,811  |
| 1995-96        | 13,920   | 810                                       | 19,836      | 0   | 0   | 19,836   | +8,342  |
| 1996-97        | 14,500   | 820                                       | 20,656      | 0   | 0   | 20,656   | +9,004  |
| 1997-98        | 15,080   | 840                                       | 21,496      | 0   | 0   | 21,496   | +9,385  |
| 1998-99        | 15,660   | 750                                       | 22,246      | 0   | 0   | 22,246   | +9,796  |
| 1999-00        | 16,240   | 760                                       | 23,006      | 0   | 0   | 23,006   | +10,347   |
| 2000-01        | 16,820   | 860                                       | 23,866      | 0   | 0   | 23,866   | +11,033   |
| 2001-02        | 17,400   | 890                                       | 24,756      | 0   | 0   | 24,756   | +11,550   |
| 2002-03        | 17,980   | 940                                       | 25,696      | 0   | 0   | 25,696   | +12,045   |
| 2003-04        | 18,560   | 960                                       | 26,656      | 0   | 0   | 26,656   | +12,554   |
| 2004-05        | 19,140   | 960                                       | 27,616      | 0   | 0   | 27,616   | +13,018   |
| 2005-06        | 19,720   | 860                                       | 28,476      | 0   | 0   | 28,476   | +13,433   |
| 2006-07        | 20,300   | 950                                       | 29,426      | 0   | 0   | 29,426   | +13,925   |
| 2007-08        | 20,880   | 940                                       | 30,366      | 0   | 0   | 30,366   | +14,366   |
| 2008-09        | 21,460   | 960                                       | 31,326      | 0   | 0   | 31,326   | +14,746   |
| 2009-10        | 22,040   | 945                                       | 32,271      | 0   | 0   | 32,271   | +15,111   |
| 2010-11        | 22,620   | 985                                       | 33,256      | 0   | 0   | 33,256   | +15,516   |
| 2011-12        | 23,200   | 890                                       | 34,146      | 0   | 0   | 34,146   | +15,826   |
| 2012-13        | 23,780   | 930                                       | 35,076      | 0   | 0   | 35,076   | +16,176   |
| 2013-14        | 24,360   | 985                                       | 36,061      | 0   | 0   | 36,061   | +16,581   |
| 2014-15        | 24,940   | 980                                       | 37,041      | 0   | 0   | 37,041   | +16,981   |
| 2015-16        | 25,520   | 1,010                                     | 38,051      | 0   | 0   | 38,051   | +17,411   |
| 2016-17        | 26,100   | 970                                       | 39,021      | 0   | 0   | 39,021   | +17,801   |
| 2017-18        | 26,680   | 995                                       | 40,016      | 0   | 0   | 40,016   | +18,216   |
| 2018-19        | 27,260   | 980                                       | 40,996      | 0   | 0   | 40,996   | +18,616   |
| 2019-20        | 27,840   | 945                                       | 41,941      | 0   | 0   | 41,941   |   |



TABLE 3

**ADJUSTMENT TO SUBSURFACE FLOW  
DUE TO GROUND-WATER CLEANUP\*  
(ACRE-FEET)**

|         | (1)         | (2)           | (3)         | (4)         | (5)      | (6)         | (7)         | (8)            | (9)           |
|---------|-------------|---------------|-------------|-------------|----------|-------------|-------------|----------------|---------------|
|         |             |               |             |             |          | (1-2-3-4-5) | Accumulated | Accumulated    | (7 + 8)       |
|         | Groundwater | Less:         | Discharge   | Evaporation | Unusable | Annual      | Annual      | Accumulated    | Adjusted      |
|         | Extraction  | Deliveries To | To Sanitary | Losses      | Outflow  | Cleanup     | Cleanup     | Credit(+) or   | Accumulated   |
| Fiscal  | For Cleanup | Rowland Water | Sewer       |             | To Ocean | Extraction  | Extraction  | Debit(-) of    | Credit(+) or  |
| Year    | Purposes    | District      |             |             |          | Credit      | Credit      | Puente Agency  | Debit(-) of   |
|         |             |               |             |             |          |             |             | (from Table 2) | Puente Agency |
| 1972-73 | --          | --            | --          | --          | --       | --          | --          | +112           | +112          |
| 1973-74 | --          | --            | --          | --          | --       | --          | --          | +328           | +328          |
| 1974-75 | --          | --            | --          | --          | --       | --          | --          | +458           | +458          |
| 1975-76 | --          | --            | --          | --          | --       | --          | --          | +610           | +610          |
| 1976-77 | --          | --            | --          | --          | --       | --          | --          | +688           | +688          |
| 1977-78 | --          | --            | --          | --          | --       | --          | --          | +838           | +838          |
| 1978-79 | --          | --            | --          | --          | --       | --          | --          | +1,108         | +1,108        |
| 1979-80 | --          | --            | --          | --          | --       | --          | --          | +1,458         | +1,458        |
| 1980-81 | --          | --            | --          | --          | --       | --          | --          | +1,698         | +1,698        |
| 1981-82 | --          | --            | --          | --          | --       | --          | --          | +1,963         | +1,963        |
| 1982-83 | --          | --            | --          | --          | --       | --          | --          | +2,233         | +2,233        |
| 1983-84 | --          | --            | --          | --          | --       | --          | --          | +2,451         | +2,451        |
| 1984-85 | --          | --            | --          | --          | --       | --          | --          | +2,691         | +2,691        |
| 1985-86 | --          | --            | --          | --          | --       | --          | --          | +2,951         | +2,951        |
| 1986-87 | --          | --            | --          | --          | --       | --          | --          | +3,221         | +3,221        |
| 1987-88 | --          | --            | --          | --          | --       | --          | --          | +3,521         | +3,521        |
| 1988-89 | 77          | --            | 3           | 2           | 1        | 71          | 71          | +3,831         | +3,902        |
| 1989-90 | 264         | --            | 0           | 2           | 4        | 258         | 329         | +4,161         | +4,490        |
| 1990-91 | 441         | --            | 0           | 8           | 9        | 424         | 753         | +4,486         | +5,239        |
| 1991-92 | 386         | --            | 0           | 7           | 20       | 359         | 1,112       | +4,831         | +5,943        |
| 1992-93 | 389         | --            | 0           | 7           | 56       | 326         | 1,438       | +5,141         | +6,579        |
| 1993-94 | 456         | --            | 0           | 5           | 6        | 445         | 1,883       | +5,406         | +7,289        |
| 1994-95 | 288         | --            | 0           | 4           | 42       | 242         | 2,125       | +5,686         | +7,811        |
| 1995-96 | 317         | --            | 0           | 5           | 11       | 301         | 2,426       | +5,916         | +8,342        |
| 1996-97 | 455         | --            | 0           | 9           | 24       | 422         | 2,848       | +6,156         | +9,004        |
| 1997-98 | 172         | --            | 0           | 3           | 48       | 121         | 2,969       | +6,416         | +9,385        |
| 1998-99 | 247         | --            | 0           | 2           | 4        | 241         | 3,210       | +6,586         | +9,796        |
| 1999-00 | 386         | --            | 0           | 6           | 9        | 371         | 3,581       | +6,766         | +10,347       |
| 2000-01 | 424         | --            | 0           | 6           | 12       | 406         | 3,987       | +7,046         | +11,033       |
| 2001-02 | 213         | --            | 0           | 4           | 2        | 207         | 4,194       | +7,356         | +11,550       |
| 2002-03 | 157         | --            | 0           | 3           | 19       | 135         | 4,329       | +7,716         | +12,045       |
| 2003-04 | 156         | --            | 0           | 1           | 26       | 129         | 4,458       | +8,096         | +12,554       |
| 2004-05 | 137         | --            | 0           | 2           | 51       | 84          | 4,542       | +8,476         | +13,018       |
| 2005-06 | 143         | --            | 0           | 1           | 7        | 135         | 4,677       | +8,756         | +13,433       |
| 2006-07 | 123         | --            | 0           | 1           | 0        | 122         | 4,799       | +9,126         | +13,925       |
| 2007-08 | 84          | --            | 0           | 1           | 2        | 81          | 4,880       | +9,486         | +14,366       |
| 2008-09 | 59          | 59            | 0           | 0           | 0        | 0           | 4,880       | +9,866         | +14,746       |
| 2009-10 | 48          | 48            | 0           | 0           | 0        | 0           | 4,880       | +10,231        | +15,111       |
| 2010-11 | 78          | 78            | 0           | 0           | 0        | 0           | 4,880       | +10,636        | +15,516       |
| 2011-12 | 241         | 241           | 0           | 0           | 0        | 0           | 4,880       | +10,946        | +15,826       |
| 2012-13 | 77          | 63            | 14          | 0           | 0        | 0           | 4,880       | +11,296        | +16,176       |
| 2013-14 | 110         | 110           | 0           | 0           | 0        | 0           | 4,880       | +11,701        | +16,581       |
| 2014-15 | 69          | 69            | 0           | 0           | 0        | 0           | 4,880       | +12,101        | +16,981       |
| 2015-16 | 60          | 53            | 7           | 0           | 0        | 0           | 4,880       | +12,531        | +17,411       |
| 2016-17 | 99          | 99            | 0           | 0           | 0        | 0           | 4,880       | +12,921        | +17,801       |
| 2017-18 | 59          | 53            | 6           | 0           | 0        | 0           | 4,880       | +13,336        | +18,216       |
| 2018-19 | 108         | 103           | 5           | 0           | 0        | 0           | 4,880       | +13,736        | +18,616       |

\*Agreement Re Determination of Impact of "Cleanup" Production by Carrier Corporation Upon "Subsurface Outflow" Under "Puente Narrows Agreement," November 30, 1989.

Note: Fiscal year 2019-20 adjustment to subsurface flow was not made due to incomplete data. The adjustment will be included in the Spring 2021 measurements.



June 4, 2020

TO: Board of Commissioners  
FROM: Erik Hitchman, Administrative Officer  
RE: Consider Award of Contracts for Colima Interties at Banida Avenue, Hallgreen Drive, and Gona Court (P.N. PB17-0004) - Labor and Material Bids

---

### **Recommendation**

Request the Commissioners:

1. Authorize the Administrative Officer to execute contracts for labor and materials for the subject project per the following bid results:

| <b><u>Bid</u></b>                   | <b><u>Supplier</u></b> | <b><u>Price</u></b> | <b><u>Delivery</u></b> |
|-------------------------------------|------------------------|---------------------|------------------------|
| Labor                               | Doty Bros.             | \$ 625,625.00       |                        |
| Steel Pipe                          | D'Angelo               | \$ 16,815.58        | 20-25 Days             |
| Resilient Wedge Gate Valves         | Ferguson               | \$ 8,531.97         | 7-10 Days              |
| Service Materials                   | Ferguson               | \$ 4,272.88         | 14-21 Days             |
| Ductile Iron Fittings & Misc. Mtls. | Ferguson               | \$ 5,495.24         | 7-10 Days              |

2. Find that the project is exempt pursuant to Categorical Exemption Section 15303
3. Authorize Staff to file a Notice of Exemption for the subject project with the Office of the Los Angeles County Registrar-Recorder/County Clerk.

### **Background Information**

The Walnut Valley Water District (WVWD) in partnership with the Rowland Water District (RWD) are developing this project to ensure that Cal Domestic Project facilities, currently being utilized to move stored water from the Main San Gabriel Basin, as well as future groundwater projects in the Central Basin utilizing Cal Domestic Project Facilities can be maximized for the benefit of both Districts.

In addition to the 20-inch pipeline, which was complete in September 2019, the project includes three interties between RWD's transmission pipeline in Colima Road/Golden Springs Drive and WVWD's distribution system at Banida Avenue, Hallgreen Drive, and Gona Court.

Staff has determined, based on the CEQA Environmental Review Guidelines, that the project is exempt pursuant to Categorical Exemption Section 15303.

Bids were solicited and received by the WVWD staff to provide the labor and materials for the interties.

Attachments

# **WALNUT VALLEY WATER DISTRICT**

## **Labor Bid Results**

**Colima Interties at Banida Avenue, Hallgreen Drive and Gona Court  
Project No. PB17-0004  
May 20, 2020 @ 2:00 PM**

| <b>CONTRACTORS</b>              | <b>TOTAL</b> |
|---------------------------------|--------------|
| Doty Bros. Equipment Co.        | \$625,625.00 |
| Kana Pipeline, Inc.             | No Bid       |
| McKinney Construction Co., Inc. | No Bid       |
| Paulus Engineering, Inc.        | No Bid       |
| W. A. Rasic Construction        | \$740,465.00 |
| J. De Sigio Construction, Inc.  | \$780,000.00 |

**WALNUT VALLEY WATER DISTRICT**  
**271 South Brea Canyon Road, Walnut, CA 91789**

**Materials Bid Results**

**Colima Interties at Banida Avenue, Hallgreen Drive and Gona Court**  
**Project No. PB17-0004**  
**May 20, 2020 @ 10:00 AM**

|                        | <b>Steel Pipe</b>  | <b>Valves</b>     | <b>Service Materials</b> | <b>Misc. Materials</b> |
|------------------------|--------------------|-------------------|--------------------------|------------------------|
| <b>C. Wells</b>        | No Bid             | No Bid            | No Bid                   | No Bid                 |
| <b>Corix</b>           | No Bid             | No Bid            | No Bid                   | No Bid                 |
| <b>D'Angelo</b>        | <b>\$16,815.58</b> | \$8,934.87        | No Bid                   | \$10,046.27            |
| <b>Ferguson</b>        | \$17,835.45        | <b>\$8,531.97</b> | <b>\$4,272.88</b>        | <b>\$5,495.24</b>      |
| <b>Core &amp; Main</b> | No Bid             | No Bid            | No Bid                   | No Bid                 |
| <b>Inland</b>          | No Bid             | No Bid            | No Bid                   | No Bid                 |
| <b>S&amp;J</b>         | No Bid             | No Bid            | No Bid                   | No Bid                 |
| <b>Western</b>         | No Bid             | No Bid            | No Bid                   | No Bid                 |



## **Pathfinder Pipeline and Intertie Project**

**Annual Yield:** Up to 4,000 acre feet per year

**Source of Supply:** Stored water previously purchased by the Districts (MWD untreated water) and stored in the Main San Gabriel Valley Basin under the terms of a Storage and Export Agreement between Puente Basin Water Agency and the Main San Gabriel Basin Watermaster. Water will be produced through the Cal Domestic Project Facilities.

Additional water from a future Central Basin groundwater project using both groundwater production rights as well as possible future stored water in the Central Basin may also be moved through this project in the future.

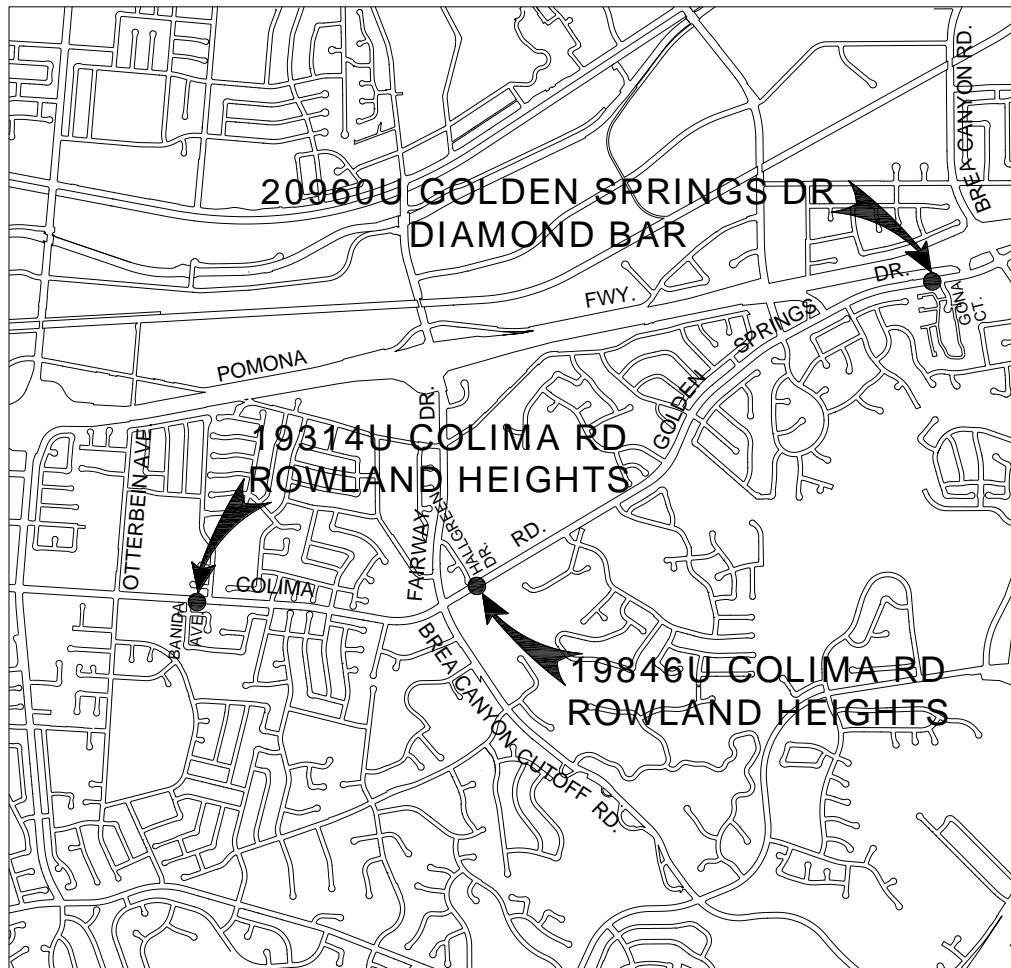
**Project Facilities:** The project consists of the installation of approximately 8,400 feet of 20-inch diameter cement mortar lined and coated steel pipe, and three metered intertie structures between Rowland's and Walnut Valley's existing pipeline in Colima.

**Project Status:** The construction of the 20-inch pipeline was complete in September 2019. The design for the three metered intertie structures is complete. Labor and material bids were opened May 20, 2020.

### ***Project Description:***

The Walnut Valley Water District (WVWD) in partnership with the Rowland Water District (RWD) are developing this project to ensure that Cal Domestic Project facilities, currently being utilized to move stored water from the Main San Gabriel Basin, as well as future groundwater projects in the Central Basin utilizing Cal Domestic Project Facilities can be maximized for the benefit of both Districts.

In addition to the 20-inch pipeline, which was complete in September 2019, the project includes three interties between RWD's transmission pipeline in Colima Road/Golden Springs Drive and WVWD's distribution system at Banida Avenue, Hallgreen Drive, and Gona Court.



**VICINITY MAP**  
N.T.S.

**PUENTE BASIN WATER AGENCY**  
271 S. Brea Canyon Road, Walnut, CA 91789

**Notice of Exemption**

**To:** ☒ County Clerk  
County of Los Angeles  
Registrar-Recorder/County Clerk  
12400 Imperial Highway  
Norwalk, CA 90650

**From:** (Public Agency)  
Puente Basin Water Agency  
271 S. Brea Canyon Road  
Walnut, CA 91789

**Project Title:**

Colima Interties at Banida Avenue, Hallgreen Drive and Gona Court  
(P.N. PB17-0004)

**Project Location - Specific:**

19846U Colima Road, Rowland Heights  
19314U Colima Road, Rowland Heights  
20960U Golden Springs Drive, Diamond Bar  
(See attached vicinity map)

**Project Location – City:**

Rowland Heights (Unincorporated Area of Los Angeles County)  
Diamond Bar

**Project Location – County:**

Los Angeles

**Description of Nature, Purpose, and Beneficiaries of Project:**

The proposed project involves three new interties along Colima Road/Golden Springs Drive, with three 6-inch meter structures and 6-inch control valve vaults and appurtenances. The purpose of this project is to provide domestic water supply reliability through the inter-connection between Walnut Valley Water District's and Rowland Water District's domestic water systems. Through Puente Basin Water Agency, created by a Joint Powers Agreement between Rowland Water District and Walnut Valley Water District, the project will maximize and utilize groundwater from the Main San Gabriel Basin and Central Basin. The beneficiaries are Walnut Valley Water District and Rowland Water District.

**Name of Public Agency Approving Project:**

Puente Basin Water Agency

**Name of Person or Agency Carrying Out Project:**

Puente Basin Water Agency

**Exempt Status:** *(check one)*

- ☐ Ministerial (Sec. 21080(b)(1); 15268);
- ☐ Declared Emergency (Sec. 21080(b)(3); 15269(a));
- ☐ Emergency Project (Sec. 21080(b)(4); 15269(b)(c));
- ☒ Categorical Exemption. State type and section Number:  
CEQA Guidelines Section 15303
- ☐ Statutory Exemptions. State code number:

**Reasons why project is exempt:**

The proposed project involves installation of small vaults for 6-inch meters, 6-inch control valves and appurtenances. The small vaults are considered small structures and therefore the project is exempt

under CEQA Guidelines Section 15303: New Construction or Conversion of Small Structures.

**Lead Agency Contact Person:**

Erik J. Hitchman

**Area Code/Telephone/Extension:**

(909) 595-1268, Ext. 244

Signature: \_\_\_\_\_

Date: June 5, 2020

Erik J. Hitchman

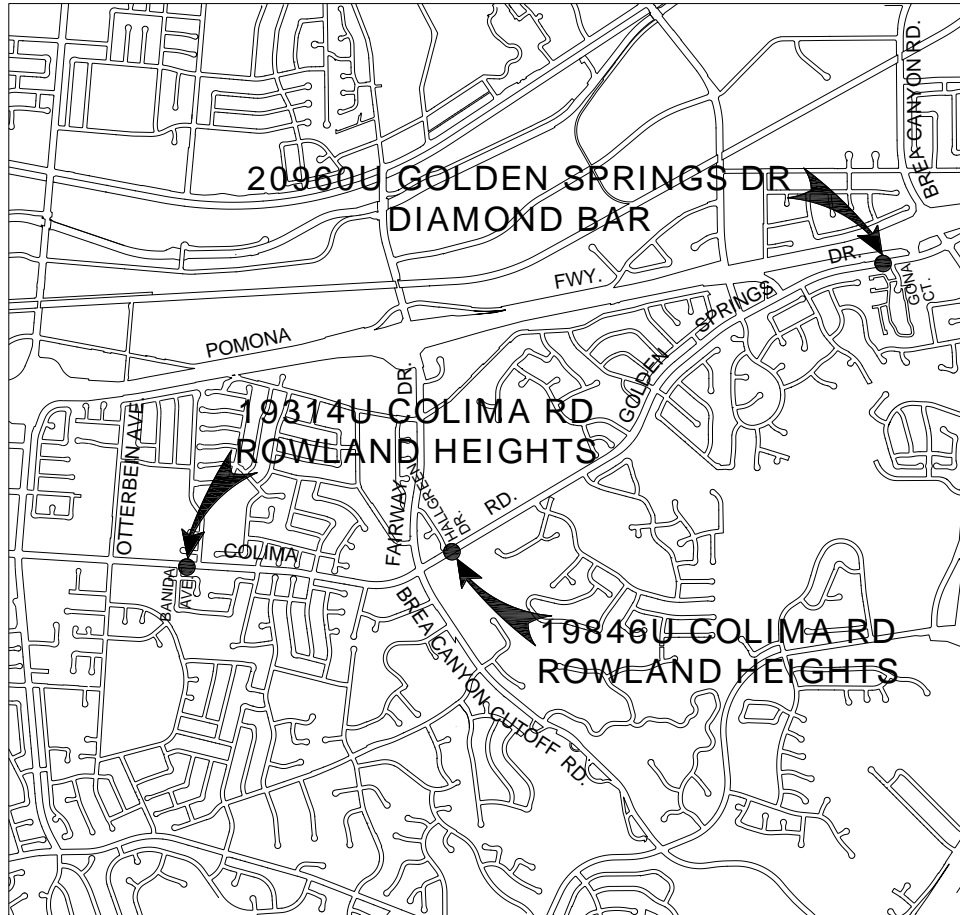
Administrative Officer

☒ Signed by Lead Agency

Date received for filing with County Clerk: \_\_\_\_\_



**PUENTE BASIN WATER AGENCY**  
271 S. Brea Canyon Road, Walnut, CA 91789



**VICINITY MAP**  
N.T.S.

- (c) Replacement or reconstruction of existing utility systems and/or facilities involving negligible or no expansion of capacity.
- (d) Conversion of overhead electric utility distribution system facilities to underground including connection to existing overhead electric utility distribution lines where the surface is restored to the condition existing prior to the undergrounding.

**Note:** Authority cited: Section 21083, Public Resources Code; Reference: Section 21084, Public Resources Code.

### 15303. NEW CONSTRUCTION OR CONVERSION OF SMALL STRUCTURES

Class 3 consists of construction and location of limited numbers of new, small facilities or structures; installation of small new equipment and facilities in small structures; and the conversion of existing small structures from one use to another where only minor modifications are made in the exterior of the structure. The numbers of structures described in this section are the maximum allowable on any legal parcel. Examples of this exemption include, but are not limited to:

- (a) One single-family residence, or a second dwelling unit in a residential zone. In urbanized areas, up to three single-family residences may be constructed or converted under this exemption.
- (b) A duplex or similar multi-family residential structure, totaling no more than four dwelling units. In urbanized areas, this exemption applies to apartments, duplexes and similar structures designed for not more than six dwelling units.
- (c) A store, motel, office, restaurant or similar structure not involving the use of significant amounts of hazardous substances, and not exceeding 2500 square feet in floor area. In urbanized areas, the exemption also applies to up to four such commercial buildings not exceeding 10,000 square feet in floor area on sites zoned for such use if not involving the use of significant amounts of hazardous substances where all necessary public services and facilities are available and the surrounding area is not environmentally sensitive.
- (d) Water main, sewage, electrical, gas, and other utility extensions, including street improvements, of reasonable length to serve such construction.
- (e) Accessory (appurtenant) structures including garages, carports, patios, swimming pools, and fences.
- (f) An accessory steam sterilization unit for the treatment of medical waste at a facility occupied by a medical waste generator, provided that the unit is installed and operated in accordance with the Medical Waste Management Act (Section 117600, et seq., of the Health and Safety Code) and accepts no offsite waste.

**Note:** Authority cited: Section 21083, Public Resources Code; Reference: Sections 21084, Public Resources Code.

### 15304. MINOR ALTERATIONS TO LAND

Class 4 consists of minor public or private alterations in the condition of land, water, and/or vegetation which do not involve removal of healthy, mature, scenic trees except for forestry or agricultural purposes. Examples include, but are not limited to:

- (a) Grading on land with a slope of less than 10 percent, except that grading shall not be exempt in a waterway, in any wetland, in an officially designated (by federal, state, or local government action) scenic area, or in officially mapped areas of severe geologic hazard such as an Alquist-Priolo Earthquake Fault Zone or within an official Seismic Hazard Zone, as delineated by the State Geologist.
- (b) New gardening or landscaping, including the replacement of existing conventional landscaping with water efficient or fire resistant landscaping.



June 4, 2020

TO: Board of Commissioners  
FROM: Erik Hitchman, Administrative Officer  
RE: LA Solutions for Engineering Solutions, LLC (LASER): Fifth Amendment to Professional Services Agreement for Strategic Consulting Services

---

### **Recommendation**

That the Board of Commissioners authorize the Administrative Officer to execute a Fifth Addendum to the Professional Services Agreement for Strategic Consulting Services for LA Solutions for Engineering Resources (LASER), LLC:

1. Increase the funding by \$40,000; and
2. Extend the contract to June 30, 2021

All other terms and conditions are proposed to remain the same.

### **Background:**

In April 2014, the PBWA entered into an agreement with LASER and was able to secure with LASER's assistance a \$3 million grant from Prop 84, Round 3 Funding. As provided, "this agreement may be extended from time to time as agreed by the PBWA and the Consultant."

As discussed at each PBWA meeting, LASER remains invaluable as she assists PBWA through the maze of grant funding and strategic insights. In addition, she assists with the following:

- Round 3b of the Proposition 84 Funding (oversight and strategic guidance) regarding implementation of our \$3 million grant;
- Proposition 1 State Funding and the potential for additional grant funding;
- State Board's Groundwater Grant Program Guidelines; and
- State Loans / Revolving Funds

LASER continues to work very closely with PBWA staff in pursuit of various funding opportunities. Ms. Wendy La, PE, founder of LASER, has in-depth knowledge and hands-on experience working with the Proposition 84 Integrated Regional Water Management (IRWM) Grant Funding Process for more than ten years. As the former chair of the Upper San Gabriel and Rio Hondo Sub-region, Ms. La has first-hand experience collaborating with the local, regional, and countywide stakeholders in the IRWM plan development and project selection process.

Given our ongoing successful partnership combined with Ms. La's experience and expertise, staff recommends that we enter into this fourth contract addendum with a not-to-exceed additional increase of \$40,000 and extend the date of her services through June 30, 2021.



June 4, 2020

TO: Board of Commissioners  
FROM: Erik Hitchman, Administrative Officer  
RE: Commission Follow-Up

---

### **Recommendation**

For information only.

### **Background**

Following is an update regarding matters that have recently come before the Commission.

| Item   | Meeting Date | Commission Activity  | Completed  | Follow-Up   |
|--|--------------|--|--|---|
| Proposed Annual PBWA Budget for FY 2020-2021 | 04/02/2020   | Approved the PBWA Operating Budget for Fiscal Year 2020-2021 | 04/20/2020:<br>Ratified by Walnut Valley Water District's Board of Directors | Pending approval from Rowland Water District's Board of Directors |
| Consider Contract for Auditing Services      | 04/02/2020   | Approved agreement   |  | Pending executed agreement from Fedak & Brown, LLP.               |